


2020
Go together
Get Tomorrow

Dong-Ah Geological Engineering Co., Ltd.

2020 2Q

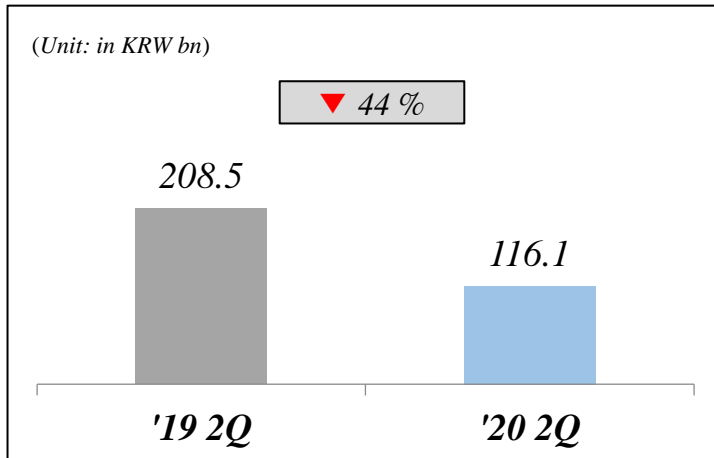




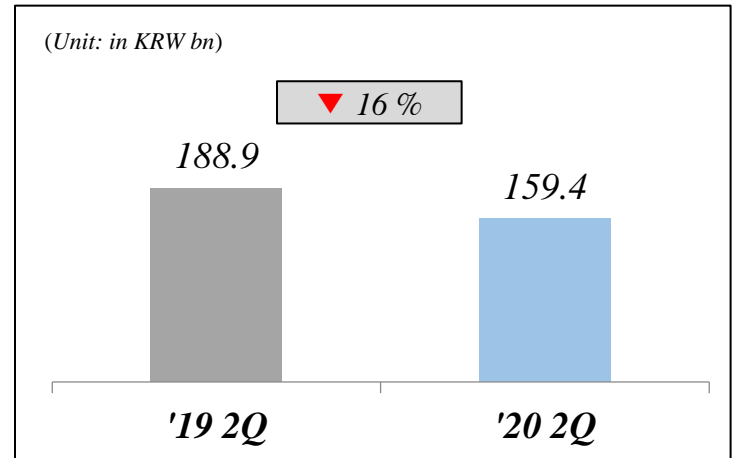
Contents

- 1 **2020 2Q RESULTS**
- 2 **NEW ORDERS & CONTRACTS BALANCE**
- 3 **FINANCIAL STATEMENTS**

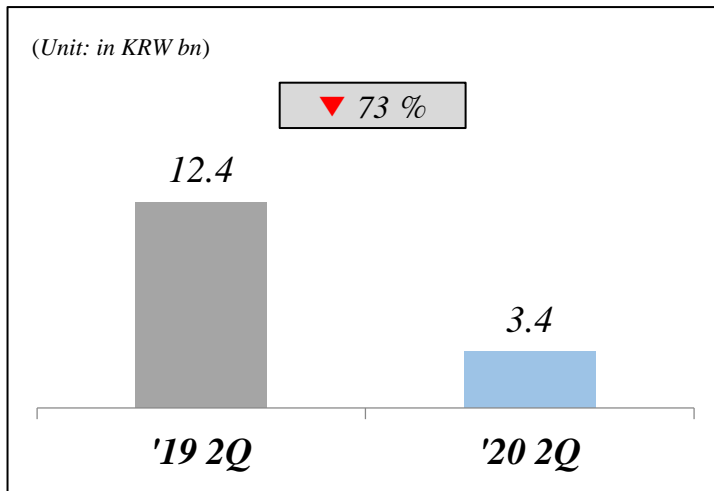
■ **NEW ORDERS**



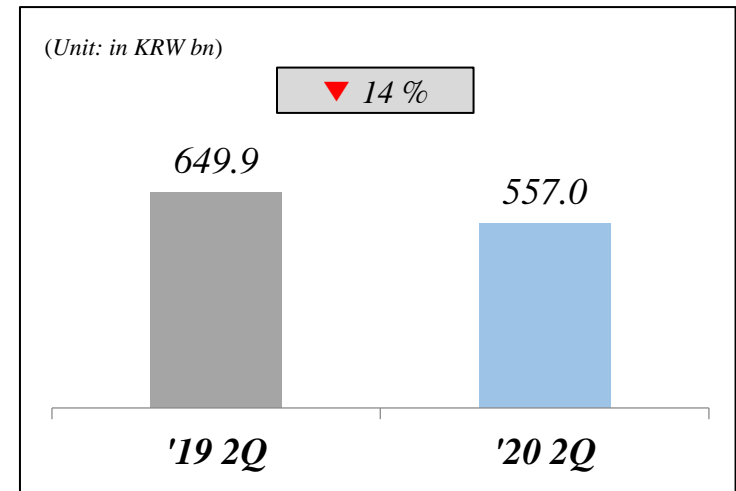
■ **SALES**



■ **OPERATING PROFIT**



■ **CONTRACTS BALANCE**



NEW ORDERS

(Unit: in KRW bn)

<i>DIVISION</i>	<i>2018</i>	<i>2019</i>	<i>2020 2Q</i>
<i>DOMESTIC</i>	222	100	38
<i>OVERSEAS</i>	227	275	78
<i>TOTAL</i>	449	375	116

<i>DIVISION</i>	<i>2018</i>	<i>2019</i>	<i>2020 2Q</i>
<i>TBM</i>	134	25	18
<i>Ground Improvement</i>	253	297	81
<i>Others</i>	62	53	17
<i>TOTAL</i>	449	375	116

CONTRACTS BALANCE

(Unit: in KRW bn)

<i>DIVISION</i>	<i>2018</i>	<i>2019</i>	<i>2020 2Q</i>
<i>DOMESTIC</i>	422	296	240
<i>OVERSEAS</i>	208	329	317
<i>TOTAL</i>	630	625	557

<i>DIVISION</i>	<i>2018</i>	<i>2019</i>	<i>2020 2Q</i>
<i>TBM</i>	189	77	44
<i>Ground Improvement</i>	204	342	331
<i>Others</i>	237	206	182
<i>TOTAL</i>	630	625	557

(Unit: in KRW bn, except per share)

ACCOUNT	2018	2019	2020 2Q
TOTAL ASSETS	284	322	326
CURRENT ASSETS	210	218	219
NON-CURRENT ASSETS	74	104	107
TOTAL LIABILITIES	110	128	130
CURRENT LIABILITIES	109	127	122
NON-CURRENT LIABILITIES	1	1	8
TOTAL EQUITY	174	194	196
SHARE CAPITAL	5.7	5.7	5.7
DEBT RATIO	63%	66 %	66%
SALES	361	381	159
OPERATING PROFIT	26.1	22.9	3.4
NET INCOME	18.7	19.0	2.1
EARNINGS PER SHARE	₩ 1,658	₩ 1,686	₩ 185

2020
Go together
Get Tomorrow

<http://www.dage.co.kr>

